

Solubility Comparison of Bis(2-hydroxyethyl) Ether and Tetraethylene Glycol before and after End-Group Modification by Ethyl Oxalyl Chloride in Supercritical Carbon Dioxide

Hai-Jian Yang* and Wei Wang

Key Laboratory of Catalysis and Materials Science of the State Ethnic Affairs Commission & Ministry of Education, Hubei Province, Key Laboratory of Analytical Chemistry of the State Ethnic Affairs Commission, College of Chemistry and Materials Science, South-Central University for Nationalities, Wuhan, 430074, P. R. China

The end groups of bis(2-hydroxyethyl) ether (compound **1**) and tetraethylene glycol (compound **2**) were modified by ethyl oxalyl chloride to produce two new compounds: oxalic acid 2-(2-ethoxy-oxalyloxy-ethoxy)-ethyl ester ethyl ester (compound **3**) and oxalic acid 2-[2-[2-(2-ethoxyoxalyloxyethoxy)-ethoxy]-ethoxy]-ethyl ester ethyl ester (compound **4**). Then, the solubility of compounds **1** to **4** were investigated and compared in supercritical carbon dioxide at a temperature range of (313 to 333) K and in the pressure range of (9.1 to 19.6) MPa. The effect of the end group and molecular weight for the solubility of the compounds were discussed. In addition, the tested solubility data were then calculated and correlated with the semiempirical model at different pressures and temperatures, which showed satisfactory agreement with each other, and the average absolute relative deviation was in the range of (0.07 to 13.82) %.

Introduction

The utilization of supercritical carbon dioxide (scCO₂) has attracted significant attention because of its nontoxicity, nonflammability, low cost, and abundance, and it has moderate critical constants ($T_c = 304.15$ K, $P_c = 7.38$ MPa).^{1,2} In addition, scCO₂ is considered a clean medium and has replaced traditional organic solvents for various industrial applications because the CO₂ properties of the density, dielectric constant, diffusion coefficient, and solubility parameter can be continuously tuned by simply changing the pressure or temperature at the supercritical condition, especially in the near-critical region.³ So, scCO₂ has become very popular in a rapidly developing field of environmentally friendly chemistry in the processes of food, pharmaceuticals, biochemical industries, cleaning systems, microelectronics development, and polymer processing.^{4–12}

No matter what kind of applications for scCO₂, solubility data of compounds in scCO₂ are among the most important thermophysical properties that are essential to the efficient design of supercritical processes.^{9–11} However, despite its inherent physical property advantages, CO₂ is a nonpolar molecule with a low dielectric constant and low polarizability per unit volume, which limits its ability to dissolve many polar compounds such as water, ureas, amides, ionic species, proteins, sugars, and so forth.¹² To overcome the drawbacks of lower solubility, a solution is to introduce CO₂-philic groups into compounds, which are nonsoluble or show lower solubility in scCO₂. Researchers observed that scCO₂ could be used to dissolve large quantities of some classes of compounds, including fluorinated materials, silicones, and certain Lewis bases. Therefore, modifying the high molecular weight polar compounds via the end group with fluoroether, fluoroalkyl, or silicone groups does greatly increase the solubility in CO₂.^{13,14} So far, the most efficient CO₂-philic groups are fluoro-groups, but they are very expensive and toxic. Silicone-functional amphiphiles require

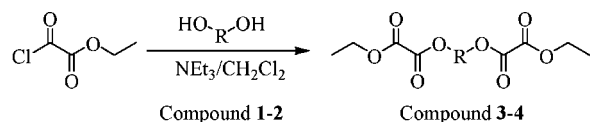
higher pressure to generate a single-phase solution in scCO₂.^{15–18} Obviously, the design and synthesis of highly CO₂-soluble compounds via end-group modification with low-cost, nonfluorous, and nonsilicone groups would greatly benefit the potential applications of CO₂ as a solvent.^{19,20}

According to the literature and based on our research results,^{18,21–25} hydrocarbons substituted with carbonyl groups as CO₂-philes showed good or excellent solubility in scCO₂, and carbonyl groups, ether groups, and alkyl groups with suitable length are so-called CO₂-philic groups. In the present study, the end group of tetraethylene glycol and bis(2-hydroxyethyl) ether were modified by a reaction with ethyl oxalyl chloride to introduce more CO₂-philic carbonyl groups; then the solubility of all four compounds was determined and compared in supercritical CO₂ over the pressure range of (9.1 to 19.6) MPa and at temperatures of (313 to 333) K, and the relationship between the structure and the solubility was discussed. The tested results were correlated by a semiempirical model.

Experimental Section

Chemicals and Experimental Apparatus. Carbon dioxide was purchased from Wuhan Steel Co. ($w = 0.9999$, mass fraction). Ethyl oxalyl chloride ($w = 0.98$, CAS Registry No.: 4755-77-5) was bought from Alfa Aesar Chem. Co. Tetraethylene glycol ($w = 0.995$, CAS Registry No.: 112-60-7), bis(2-hydroxyethyl) ether ($w = 0.99$, CAS Registry No.: 111-46-6), and triethylamine ($w = 0.99$, CAS Registry No.: 121-44-8) were bought from J&K Chem. Co. and used without further purification. Dichloromethane (CH₂Cl₂) was obtained from Tianjin Kemel Co. Ltd. (China) and distilled before use. NMR experiments were performed on a JEOL A1-400 MHz instrument using tetramethylsilane (TMS) as an internal standard. IR spectra were recorded on a Perkin-Elmer 2000 FT-IR spectrometer. Elemental analysis was conducted on a PE 2400 series II CHNS/O elemental analyzer. The apparatuses of supercritical carbon dioxide were bought from

* Corresponding author. E-mail: yanghaijian@vip.sina.com.

Scheme 1. Synthesis of Compounds 3 and 4

Compound	R	Full name
1	-CH ₂ CH ₂ OCH ₂ CH ₂ -	bis(2-hydroxyethyl)ether
2	-CH ₂ CH ₂ OCH ₂ CH ₂ OCH ₂ CH ₂ OCH ₂ CH ₂ -	tetraethylene glycol
3	-CH ₂ CH ₂ OCH ₂ CH ₂ -	oxalic acid 2-(2-ethoxy-oxalyloxy-ethoxy)-ethyl ester ethyl ester
4	-CH ₂ CH ₂ OCH ₂ CH ₂ OCH ₂ CH ₂ OCH ₂ CH ₂ OCH ₂ CH ₂ -	oxalic acid 2-{2-[2-(2-ethoxy-oxalyloxy-ethoxy)-ethoxy]-ethoxy}-ethyl ester ethyl ester

Jasco Corp. (Japan): a PU-1580-CO₂ CO₂ delivery pump, a PU-2080 Plus intelligent high-performance liquid chromatography (HPLC) pump, and a BP-1580-81 back pressure regulator.

Modification. The ethyl oxalyl chloride was used to modify the end group of tetraethylene glycol and bis(2-hydroxyethyl) ether. The synthesis procedure was shown in Scheme 1. To the best of our knowledge, compounds **3** and **4** are new, and their structures were determined by IR, ¹H NMR, ¹³C NMR, and elemental analysis.

The synthesis of oxalic acid 2-(2-ethoxy-oxalyloxy-ethoxy)-ethyl ester ethyl ester (compound **3**) was as follows. The reagent of bis(2-hydroxyethyl) ether (1.56 mL, 8.98 mmol) was added into the flask under N₂ atmosphere, and then a CH₂Cl₂ solution (30 mL) of ethyl oxalyl chloride (2 mL, 17.96 mmol) and triethylamine (17.96 mmol) was added dropwise to the flask under the protection of N₂ atmosphere. The mixture was stirred at room temperature for a whole

night. Then, the reaction mixture was washed with 1 % HCl(aq) and saturated NaHCO₃(aq) and then twice with water, and the organic phase was collected and dried over anhydrous Na₂SO₄. The residue was purified by silica gel column chromatography (ethyl acetate: petroleum ether = 1:2) to obtain the target compound **3**.

Compound 3: Oxalic Acid 2-(2-Ethoxy-oxalyloxy-ethoxy)-ethyl Ester Ethyl Ester. A light yellow oil with 89 % yield. FT-IR (KBr, cm⁻¹) 1647.6 (O=C-C=O), 1050.0, 1089.0 (C-O-C). ¹H NMR (CDCl₃): δ_H = 4.42 to 4.45 (t, 4H, *J* = 4.4, 2CH₂), 4.33 to 4.39 (m, 4H, 2CH₂), 3.81 to 3.82 (t, 4H, *J* = 4.8, 2CH₂), 1.36 to 1.4 (t, 6H, *J* = 7.2, 2CH₃). ¹³C NMR (CDCl₃): δ_C = 157.99 (2C, s), 157.68 (2C, s), 68.61 (2C, s), 65.86 (2C, s), 63.45 (2C, s), 14.08 (2C, s). Elemental anal.: C₁₂H₁₈O₉. Found: C, *w* = 0.4702; H, *w* = 0.59; O, *w* = 0.4708. Required: C, *w* = 0.4706; H, *w* = 0.592; O, *w* = 0.4702.

The compound **4** was obtained as a light yellow oil using the same procedure.

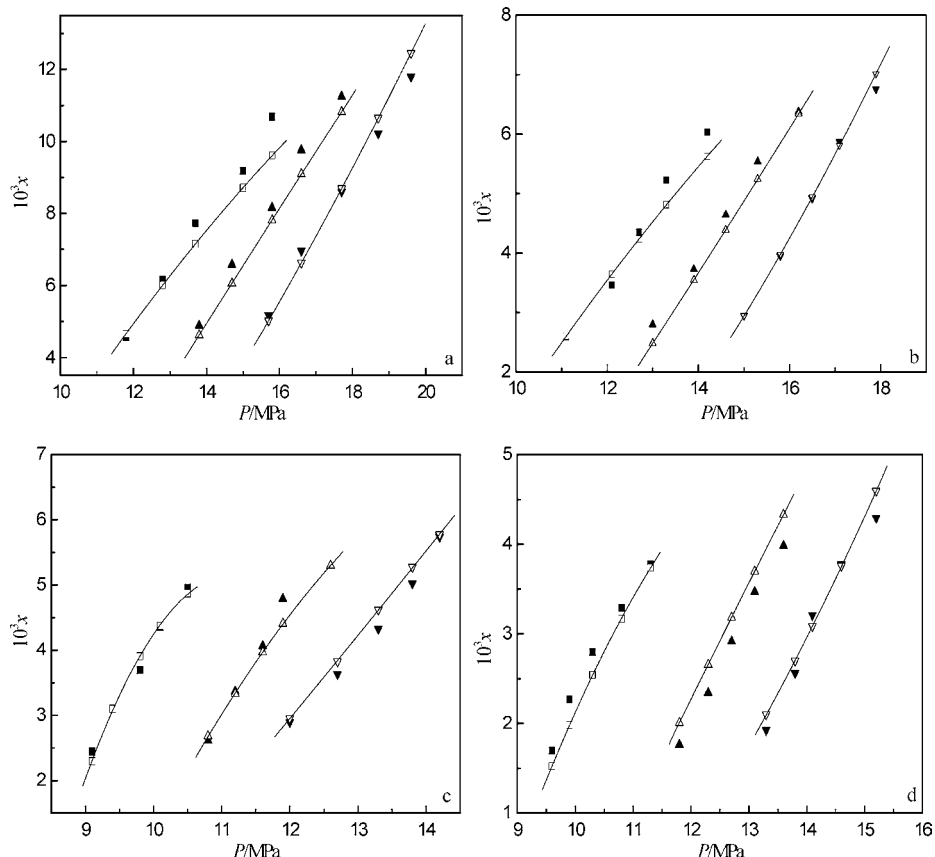


Figure 1. Comparison of solubility experimental and calculated values for compounds **1** to **4** in supercritical CO₂ at ■, □, 313 K; ▲, △, 323 K; and ▼, ▽, 333 K. (a) Compound **1** (bis(2-hydroxyethyl)ether). (b) Compound **2** (tetraethylene glycol). (c) Compound **3** (oxalic acid 2-(2-ethoxy-oxalyloxy-ethoxy)-ethyl ester ethyl ester). (d) Compound **4** (oxalic acid 2-{2-[2-(2-ethoxyoxalyloxyethoxy)-ethoxy]-ethoxy}-ethyl ester ethyl ester). *x*, mole fraction of compounds; *P*, CO₂ pressure; ■, ▲, ▼, experimental; □, △, ▽, calculated. Lines represent the correlation by eq 1.

Table 1. Solubility at Temperature T , Density ρ , and Mole Fraction x for Compounds 1 to 4

T K	P MPa	ρ $\text{kg}\cdot\text{m}^{-3}$		AARD		P MPa	ρ $\text{kg}\cdot\text{m}^{-3}$		AARD		
		$10^3 \times$	$10^3 \times x_{\text{cal}}$	%	%		$10^3 \times$	$10^3 \times x_{\text{cal}}$	%	%	
Compound 1											
313	11.8	713.51	4.57	4.66	1.92	9.1	517.19	2.44	2.29	5.93	
	13.2	739.88	6.17	6.01	2.54	9.4	571.33	3.09	3.10	0.24	
	14.9	758.85	7.73	7.16	7.46	9.8	615.65	3.69	3.91	5.84	
	16.7	781.32	9.17	8.71	5.13	10.1	638.82	4.35	4.37	0.54	
	19.0	793.14	10.69	9.61	10.03	10.5	662.60	4.96	4.87	1.76	
323	13.8	667.36	4.88	4.62	5.37	10.8	484.05	2.60	2.68	2.68	
	14.7	693.52	6.58	6.06	7.90	11.2	525.44	3.36	3.33	0.97	
	15.8	719.15	8.16	7.82	4.13	11.6	559.40	4.06	3.97	2.43	
	16.6	734.83	9.76	9.09	6.80	11.9	580.66	4.78	4.41	7.95	
	17.7	753.49	11.25	10.82	3.76	12.6	620.03	5.29	5.30	0.07	
333	15.7	629.64	5.18	5.02	2.94	12.0	436.26	2.89	2.96	2.06	
	16.6	655.62	6.96	6.62	4.86	12.7	487.42	3.63	3.83	5.42	
	17.7	681.96	8.60	8.69	1.05	13.3	525.64	4.33	4.62	6.81	
	18.7	702.17	10.21	10.65	4.30	13.8	553.12	5.02	5.27	4.94	
	19.6	718.11	11.80	12.45	5.55	14.2	572.52	5.74	5.77	0.64	
Compound 2						Compound 4					
313	11.1	689.56	2.59	2.60	0.62	9.6	596.10	1.69	1.52	10.25	
	12.1	722.18	3.46	3.65	5.41	9.9	624.05	2.27	1.98	12.73	
	12.7	737.53	4.35	4.24	2.66	10.3	651.49	2.80	2.54	9.14	
	13.3	750.85	5.23	4.81	7.98	10.8	677.07	3.29	3.17	3.62	
	14.2	768.06	6.04	5.63	6.75	11.3	697.04	3.78	3.73	1.04	
323	13.0	637.96	2.80	2.48	11.23	11.8	573.93	1.76	2.01	13.82	
	13.9	670.57	3.73	3.54	4.86	12.3	604.62	2.34	2.66	13.40	
	14.6	690.88	4.65	4.39	5.54	12.7	624.77	2.92	3.18	9.07	
	15.3	708.19	5.54	5.24	5.38	13.1	642.06	3.47	3.70	6.61	
	16.2	727.25	6.38	6.34	0.59	13.6	660.67	3.98	4.33	8.70	
333	15.0	605.60	2.95	2.94	0.11	13.3	525.64	1.93	2.10	9.04	
	15.8	632.77	3.95	3.97	0.66	13.8	553.12	2.56	2.70	5.40	
	16.5	652.96	4.91	4.94	0.52	14.1	567.87	3.21	3.09	3.83	
	17.1	668.22	5.87	5.82	1.01	14.6	589.92	3.77	3.76	0.48	
	17.9	686.25	6.76	7.02	3.81	15.2	612.88	4.29	4.59	6.93	

Compound 4: Oxalic Acid 2-[2-[2-(2-Ethoxyoxalyloxyethoxy)-ethoxy]ethoxy]-ethyl Ester Ethyl Ester. A light yellow oil with 85% yield. FT-IR (KBr, cm^{-1}) 1643.7 (O=C—C=O), 1049.9, 1088.9 (C—O—C). ^1H NMR (CDCl_3): $\delta_{\text{H}} = 4.42$ to 4.44 (t, 4H, $J = 4.8$, 2CH₂), 4.32 to 4.38 (m, 4H, 2CH₂), 3.78 to 3.8 (t, 4H, $J = 4.8$, 2CH₂), 3.64 to 3.68 (m, 8H, 4CH₂), 1.35 to 1.39 (t, 6H, $J = 7.2$, 2CH₃). ^{13}C NMR (CDCl_3): $\delta_{\text{C}} = 158.05$ (2C, s), 157.78 (2C, s), 70.86 (2C, s), 70.81 (2C, s), 68.58 (2C, s), 66.05 (2C, s), 63.37 (2C, s), 14.13 (2C, s). Element anal.: C₁₆H₂₆O₁₁. Found: C, $w = 0.4869$; H, $w = 0.653$; O, $w = 0.4478$. Required: C, $w = 0.4873$; H, $w = 0.665$; O, $w = 0.4463$.

Solubility Measurement. A variable-volume view cell (7.11 mL) with two sapphire windows was used to determine the solubility of each compound at various conditions. A suitable amount of compounds and a stirring bar were loaded into the cell, and then the cell was sealed tightly. The system was heated to the desired temperature and pressurized with CO₂ from a syringe pump. The pressure increased gradually until the system became a homogeneous transparent single phase. When the pressure was kept constant for a period of time of 20 min, the pressure was recorded and confined as the dissolution pressure. At each condition, the experiment was repeated at least three times. The uncertainty of the dissolution pressure and temperature was ± 0.2 MPa and ± 0.1 °C. The dissolution pressure and temperature were recorded to obtain the density of CO₂ on the Web site page.²⁶

Results and Discussion

Solubility Results. The solubility of all four compounds was determined at the temperature range from (313 to 333) K and the pressure range of (9.1 to 19.6) MPa for compounds. The mole fractions of the solutes were reproducible within $\pm 2\%$. As shown in Figure 1 and Table 1, the solubility increased with

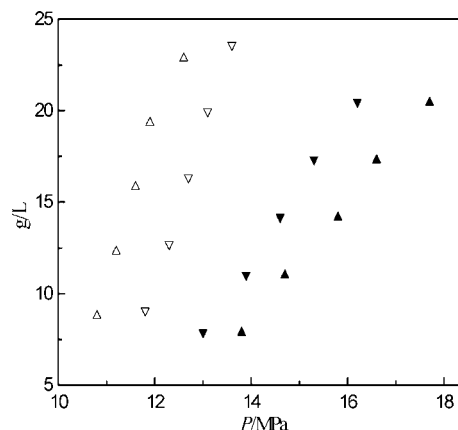


Figure 2. Solubility comparison of compounds 1 to 4 in supercritical CO₂ at 323K. $\text{g}\cdot\text{L}^{-1}$, weight solubility of compounds in supercritical CO₂; P , CO₂ pressure; \blacktriangle , compound 1 (bis(2-hydroxyethyl)ether); \blacktriangledown , compound 2 (tetraethylene glycol); \triangle , compound 3 (oxalic acid 2-(2-ethoxy-oxalyloxy-ethoxy)-ethyl ester ethyl ester); ∇ , compound 4 (oxalic acid 2-[2-[2-(2-ethoxyoxalyloxyethoxy)-ethoxy]-ethoxy]-ethyl ester ethyl ester).

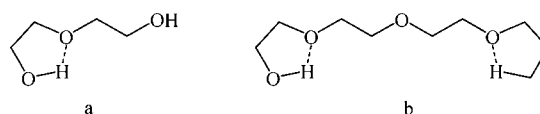


Figure 3. Proposed intramolecular hydrogen bonds existing in solute. (a) Compound 1 (bis(2-hydroxyethyl)ether). (b) Compound 2 (tetraethylene glycol).

increasing pressure at a constant temperature as expected. It was mainly due to the fact that the density of CO₂ increased with the increase of pressure, and thus the solvent power of scCO₂ was stronger at higher pressures.

As shown in Figure 2, the solubility sequence was observed as compound 3 > 4 > 2 > 1. It is obvious that end-group modification can enhance the solubility of compound in scCO₂.

Before end-group modification, although the molecular weight of compound 2 is much bigger than compound 1, compound 2 is more soluble than compound 1 in scCO₂. We assumed that there are two main forces affecting the solubility of the compound in scCO₂: self-interaction between compounds (solute-solute) and specific intermolecular interaction between compounds and the CO₂ molecule (solute-solvent). As shown in Figure 3, the short chain makes compound 1 to form only one intramolecular hydrogen bond with one isolated OH group, and the isolated OH group will tend to form an intermolecular hydrogen bond and strong self-interaction, which accordingly elevates the cloud-point pressure of solubility in CO₂. However, compound 2 with a longer chain could form two intramolecular hydrogen bonds, which is helpful to enhance the intermolecular solute-solvent interaction. Furthermore, more CO₂-philic ether groups are also helpful for solute-solvent interaction. Both intense specific intermolecular solute-solvent interactions contrarily resulted in the higher CO₂ solubility of the compound 2.

The solubility of compound 3 [22.86 $\text{g}\cdot\text{L}^{-1}$ (12.6 MPa)] was much higher than that of compound 1 [7.86 $\text{g}\cdot\text{L}^{-1}$ (13.8 MPa)], and the solubility of compound 4 [16.32 $\text{g}\cdot\text{L}^{-1}$ (12.7 MPa)] was much higher than that of compound 2 [11.03 $\text{g}\cdot\text{L}^{-1}$ (13.9 MPa)] at 323 K after end-group modification via using the ethyl oxalyl group to take place of hydroxyl group. Ethyl oxalyl group is more CO₂-philic than the hydroxyl group and can reduce the intermolecular attraction of the compound (solute-solute) and enhance the interaction of the solute and solvent. We proposed that the influence of molecular weight on the solubility of

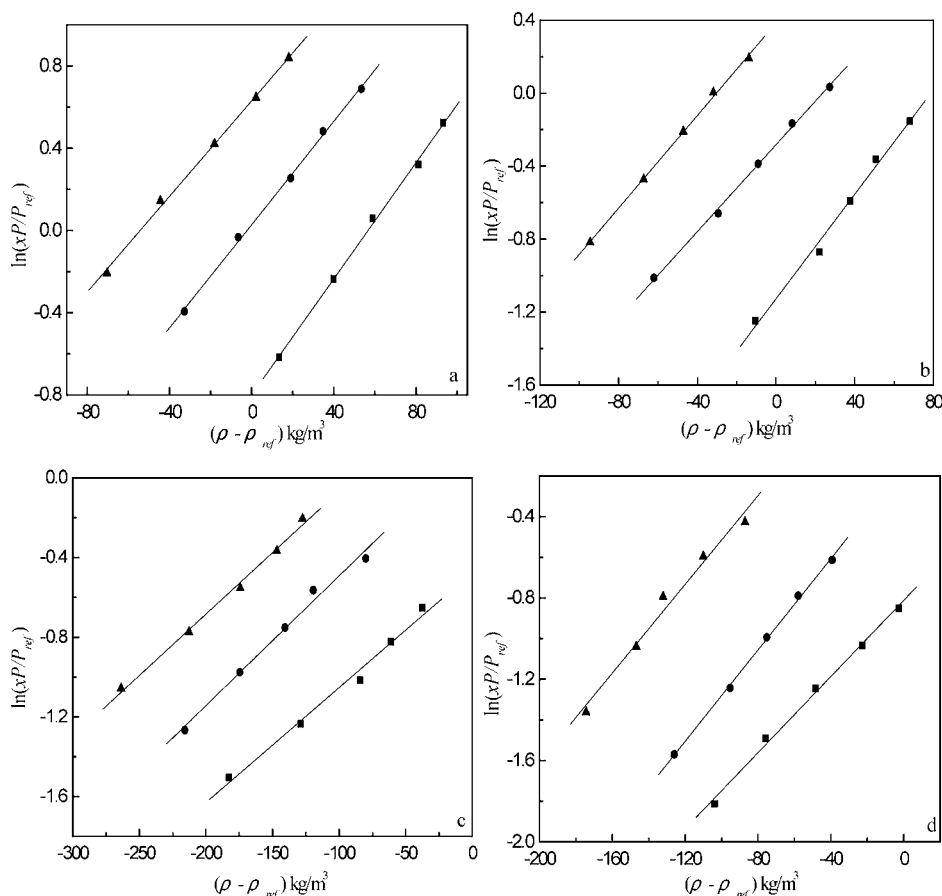


Figure 4. Plots of $\ln(xP/P_{\text{ref}})$ vs $(\rho - \rho_{\text{ref}})$ via eq 1 for compounds **1** to **4** at various temperatures. x , mole fraction of compounds; P , CO_2 pressure; P_{ref} , 0.1 MPa; ρ , density of pure CO_2 ; ρ_{ref} , $700 \text{ kg} \cdot \text{m}^{-3}$. (a) Compound **1** (bis(2-hydroxyethyl)ether). (b) Compound **2** (tetraethylene glycol). (c) Compound **3** (oxalic acid 2-(2-ethoxy-oxalyloxy-ethoxy)-ethyl ester ethyl ester). (d) Compound **4** (oxalic acid 2-[2-[2-(2-ethoxyoxalyloxyethoxy)-ethoxy]-ethoxy]-ethyl ester ethyl ester). ■, 313 K; ●, 323 K; ▲, 333 K.

compounds **3** and **4** is the main force. Although compound **4** has more CO_2 -philic groups, the much higher molecular weight resulted in less solubility in comparison with compound **3**. These were consistent with the descriptions of Chang et al.¹⁸ and Shen et al.²⁷

The experimental solubility data for the four compounds were correlated using the following equation:^{28,29}

$$\ln(xP/P_{\text{ref}}) = A + C(\rho - \rho_{\text{ref}}) \quad (1)$$

where

$$A = a + b/T \quad (2)$$

where x is the mole fraction of solute, P is pressure, P_{ref} is 0.1 MPa, and ρ is the density of pure CO_2 at the experimental temperature and pressure.²⁴ The ρ_{ref} is $700 \text{ kg} \cdot \text{m}^{-3}$, and C , a , and b are constants.

The first step was the plots of $\ln(xP/P_{\text{ref}})$ values versus $(\rho - \rho_{\text{ref}})$ (Figure 4), and the values were fitted with a straight line by least-squares regression to estimate the C and A parameters. The values of C , obtained from the slopes of the corresponding plots, were then averaged for each compound (Table 2). When the C was held at its average value, the experimental solubility data were then used to evaluate the A values at various temperatures for each compound. The plots of A versus $1/T$ for each compound were fitted to a straight line (Figure 5) from which the intercept and the slope (a and b) were obtained. The resulting a and b values for compounds are also shown in Table 2. Then, the values of a , b , and C were used to predict solubility using eqs 1 and 2. The calculated data and the experimental

Table 2. Solubility Constants a , b , and C from the Data Correlation Procedure

compound	a	b	C
		k	$\text{m}^3 \cdot \text{kg}^{-1}$
1	23.08488	-7467.00007	0.01277
2	24.07392	-7881.29912	0.012966667
3	16.6445	-5347.68853	0.00615
4	22.25073	-7224.66909	0.0105

data were compared (Figure 1). Finally, the average absolute relative deviation from experimental data (AARD) was used to test the correlation results and calculated with the following eq 3

$$\text{AARD} = 1/n \sum |(x_{i,\text{cal}} - x_{i,\text{exp}})/x_{i,\text{exp}}| \cdot 100 \% \quad (3)$$

where n is the number of experimental points and $x_{i,\text{cal}}$ and $x_{i,\text{exp}}$ are the calculated and experimental data, respectively. The values of AARD were in the range of (0.07 to 13.82) %.

Conclusion

In summary, the solubility of compounds **1** to **4** were measured at temperatures from (313 to 333) K and the pressure range of (9.1 to 19.6) MPa. The solubility of compounds is influenced by the end groups and their molecular weight. The modified compounds showed better solubility than the unmodified compounds in supercritical CO_2 . The solubility of the compounds increased with increasing pressure (at constant T) and decreased with increasing temperature (at constant P). In

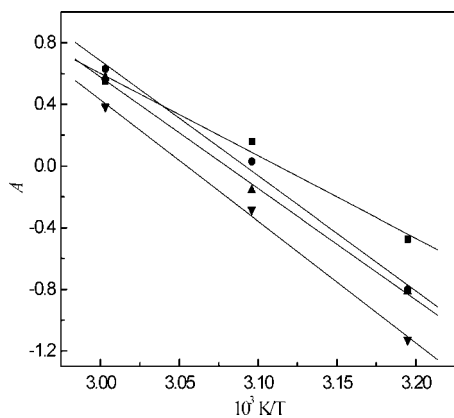


Figure 5. Plot of A vs $1/T$ via eq 2 for compounds **1** to **4**. T , temperature; A , constant. ●, Compound **1** (bis(2-hydroxyethyl)ether); ▼, compound **2** (tetraethylene glycol); ■, compound **3** (oxalic acid 2-(2-ethoxy-oxalyloxy-ethoxy)-ethyl ester ethyl ester); ▲, compound **4** (oxalic acid 2-{2-[2-(2-ethoxyoxalyloxyethoxy)-ethoxy]-ethoxy}-ethyl ester ethyl ester).

addition, the solubility of the compound was mainly affected by the self-interaction (solute–solute) and intermolecular interaction between the solute and the CO_2 molecule (solute–solvent). The measured data were correlated with the semiempirical model and showed good agreement between the correlated results and the experimental data.

Literature Cited

- (1) Drohmann, C.; Beckman, E. J. Phase Behavior of Polymers Containing Ether Groups in CO_2 . *J. Supercrit. Fluids* **2002**, *22*, 103–110.
- (2) Beckman, E. J. Supercritical and Near-critical CO_2 in Green Chemical Synthesis and Processing. *J. Supercrit. Fluids* **2004**, *28*, 121–191.
- (3) Li, S.; Li, Y. Q.; Wang, J. X. Solubility of Modified Poly (Propylene Oxide) and Silicones in Supercritical Carbon Dioxide. *Fluid Phase Equilib.* **2007**, *253*, 54–60.
- (4) Machmudah, S.; Kawahito, Y.; Sasaki, M.; Goto, M. Supercritical CO_2 Extraction of Rosehip Seed Oil: Fatty Acids Composition and Process Optimization. *J. Supercrit. Fluids* **2007**, *41*, 421–428.
- (5) Mitchell, A. C.; Phillips, A. J.; Hamilton, M. A.; Gerlach, R.; Kirk Hollis, W.; Kaszuba, J. P.; Cunningham, A. B. Resilience of Planktonic and Biofilm Cultures to Supercritical CO_2 . *J. Supercrit. Fluids* **2008**, *47*, 318–325.
- (6) Zhang, J. L.; Han, B. X. Supercritical CO_2 -continuous Microemulsions and Compressed CO_2 -expandable Dreverse Microemulsions. *J. Supercrit. Fluids* **2009**, *47*, 531–536.
- (7) Marsal, A.; Celma, P. J.; Cot, J.; Cequier, M. Supercritical CO_2 Extraction as a Clean Degreasing Process in the Leather Industry. *J. Supercrit. Fluids* **2000**, *16*, 217–223.
- (8) Guzel, B.; Akgerman, A. Mordant Dyeing of Wool by Supercritical Processing. *J. Supercrit. Fluids* **2000**, *18*, 247–252.
- (9) De Gooijer, J. M.; Ellmann, J.; Möller, M.; Koning, C. E. End Group Modification of Polyamide-6 in Supercritical and Subcritical Fluids Part 3: Amine End Group Modification with Diketene and Diketene Acetone Adduct in CO_2 . *J. Supercrit. Fluids* **2004**, *31*, 75–87.
- (10) Zhang, Y.; Cangul, B.; Garrabos, Y.; Erkey, C. Thermodynamics and Kinetics of Adsorption of Bis(2,2,6,6-tetramethyl-3,5-heptanedionato) (1,5-cyclooctadiene) Ruthenium (II) on Carbon Aerogel from Supercritical CO_2 Solution. *J. Supercrit. Fluids* **2008**, *44*, 71–77.

- (11) Sun, Z. Y.; Zhang, X. R.; Han, B. X.; Wu, Y. Y.; An, G. M.; Liu, Z. M.; Miao, S. D.; Miao, Z. J. Coating Carbon Nanotubes with Metal Oxides in a Supercritical Carbon Dioxide-Ethanol Solution. *Carbon* **2007**, *45*, 2589–2596.
- (12) Lei, Z. G.; Ohyabu, H.; Sato, Y.; Inomata, H.; Smith, R. L., Jr. Solubility, Swelling Degree and Crystallinity of Carbon Dioxide-Polypropylene System. *J. Supercrit. Fluids* **2007**, *40*, 452–461.
- (13) Park, C. I.; Shin, M. S.; Kim, H. Solubility of Climbazole and Triclocarban in Supercritical Carbon Dioxide; Measurement and Correlation. *J. Chem. Thermodyn.* **2009**, *41*, 30–34.
- (14) Huang, Z.; Feng, M.; Guo, Y. H.; Su, J. F.; Teng, L. J.; Liu, T. Y.; Chiew, Y. C. Ternary Solubility of Mixed Cholesteryl Esters in Supercritical Carbon Dioxide. *Fluid Phase Equilib.* **2008**, *272*, 8–17.
- (15) O'Neill, M. L.; Cao, Q.; Fang, M.; Johnston, K. P. Solubility of Homopolymers and Copolymers in CO_2 . *Ind. Eng. Chem. Res.* **1998**, *37*, 3067–3079.
- (16) Scanu, L. F.; Gubbins, K. E.; Hall, C. K. Lattice Monte Carlo Simulations of Phase Separation and Micellization in Supercritical CO_2 /Surfactant Systems: Effect of CO_2 Density. *Langmuir* **2004**, *20*, 514–523.
- (17) Liu, J. C.; Han, B. X.; Li, G. Z.; Zhang, X. G.; He, J.; Liu, Z. M. Investigation of Nonionic Surfactant Dynol-604 Based Reverse Microemulsions Formed in Supercritical Carbon Dioxide. *Langmuir* **2001**, *17*, 8040–8043.
- (18) Chang, F.; Kim, H.; Joo, B.; Park, K.; Kim, H. Novel CO_2 -soluble Pyridine Derivatives and the Extraction of Heavy Metals into SC-CO_2 . *J. Supercrit. Fluids* **2008**, *45*, 43–50.
- (19) Raveendran, P.; Wallen, S. L. Sugar Acetates as Novel, Renewable CO_2 -Philes. *J. Am. Chem. Soc.* **2002**, *124*, 7274–7275.
- (20) Kilić, S.; Wang, Y.; Johnson, J. K.; Beckman, E. J.; Enick, R. M. Influence of Tert-amine Groups on the Solubility of Polymers in CO_2 . *Polymer* **2009**, *50*, 2436–2444.
- (21) Xie, Y. P.; Yang, H. J.; Wang, W.; Chen, R. Solubilities of Diglycolic Acid Esters in Supercritical Carbon Dioxide. *J. Chem. Eng. Data* **2009**, *54*, 102–107.
- (22) Liu, J. F.; Yang, H. J.; Wang, W.; Li, Z. Solubilities of Amide Compounds in Supercritical Carbon Dioxide. *J. Chem. Eng. Data* **2008**, *53*, 2189–2192.
- (23) Bai, Y.; Yang, H. J.; Quan, C.; Guo, C. Y. Solubilities of 2,2'-Bipyridine and 4,4'-Dimethyl-2,2'-bipyridine in Supercritical Carbon Dioxide. *J. Chem. Eng. Data* **2007**, *52*, 2074–2076.
- (24) Beckman, E. J. A Challenge for Green Chemistry: Designing Molecules that Readily Dissolve in Carbon Dioxide. *Chem. Commun.* **2004**, *17*, 1885–1888.
- (25) Sarbu, T.; Styranec, T.; Beckman, E. J. Non-fluorous Polymers with very High solubility in Supercritical CO_2 Down to Low Pressures. *Nature* **2000**, *405*, 165–168.
- (26) <http://www.nist.gov/srd/fluids.htm>.
- (27) Shen, Z. H.; McHugh, M. A.; Lott, K. M.; Wright, M. E. Solubility of Semi-fluorinated and Nonfluorinated Alkyl Dichlorobenzoates in Supercritical CO_2 . *Fluid Phase Equilib.* **2004**, *216*, 1–12.
- (28) Bartle, K. D.; Clifford, A. A.; Jafar, S. A.; Shilstone, G. F. Solubilities of Solids and Liquids of Low Volatility in Supercritical Carbon Dioxide. *J. Phys. Chem. Ref. Data* **1991**, *20*, 713–756.
- (29) Su, B. G.; Lu, X. B.; Yang, Y. W.; Ren, Q. L. Solubility of Dodecylpolyoxyethylene Polyoxypropylene Ether in Supercritical Carbon Dioxide. *J. Chem. Eng. Data* **2006**, *51*, 542–544.

Received for review October 4, 2009. Accepted February 18, 2010. We are grateful to National Natural Science Foundation of China (No. 20607031) and the “Youth Chen-Guang Project” of Wuhan Bureau of Science and Technology (20065004116-34) for financial support. The project was also sponsored by SRF for ROCS, SEM (2006-331).

JE900802D